

Condition index in three size classes of the smooth venus clam *Chionista fluctifraga* from a commercial fishery in Sonora, Mexico

Índice de condición en tres clases de talla de la almeja negra *Chionista fluctifraga* de una pesquería comercial en Sonora, México

Jorge Chávez-Villalba^{1*}, José Alfredo Arreola-Lizárraga¹, Ariaana Castillo-Durán¹

¹Centro de Investigaciones Biológicas del Noroeste, Unidad Guaymas, Apartado Postal 349, Guaymas, Sonora 85400, México.

Correo electrónico: jechavez04@cibnor.mx

*Corresponding author

Abstract

This study shows the condition index (CI) of the clam *Chionista fluctifraga* in three different size groups (small <30 mm, medium 30 mm - 40 mm, and large > 40 mm) harvested monthly during one year in a commercial fishery (Sonora, Mexico). Temperature, salinity, oxygen, chlorophyll *a*, particulate organic and inorganic concentrations were recorded once-a-month at the study site. Significant differences of CI were detected; higher for small clams (26.5 ± 3.4), followed by medium (24.0 ± 3.0) and large clams (20.2 ± 3.0). High and moderate correlations (Pearson) of temperature and CI were observed in small and medium clams. Thus, temperature was the variable affecting CI the most and this was detected during the period corresponding to reproduction and nutrient storage of the species. In relation to these processes, the CI reflected a different nutritional value for each group of clams; high for small, moderate for medium animals, and low for large individuals. This may serve to producers when selecting clams with high condition and planning harvesting.

Keywords: Physiological state; veneridae; size; temperature; management.

Resumen

Este estudio muestra el índice de condición (IC) de la almeja *Chionista fluctifraga* en tres diferentes grupos de talla (pequeñas < 30 mm, medianas 30- 40 mm, y grandes > 40 mm) cosechadas mensualmente durante un año de una pesquería comercial (Sonora, México). La temperatura, salinidad, oxígeno, clorofila *a*, material orgánico e inorgánico particulado fueron registrados mensualmente en el sitio de estudio. Se detectaron diferencias significativas del IC; mayores para almejas pequeñas (26.5 ± 3.4), seguidas por las medianas (24.0 ± 3.0) y grandes (20.2 ± 3.0). Correlaciones (Pearson) altas y moderadas de temperatura e IC fueron observadas en almejas chicas y medianas. Consecuentemente, la temperatura fue la variable que más afectó el IC y esto fue detectado durante el periodo correspondiente a la reproducción y almacenamiento de nutrientes de esta especie. Con relación a estos procesos, el IC reflejó diferente valor nutritivo para cada grupo de almejas; alto para chicas, moderado para animales medianos y bajo para individuos grandes. Esto puede servir a los productores para seleccionar almejas con alta condición y planear las cosechas.

Palabra clave: Estado fisiológico; veneridae; tamaño; temperatura; manejo.

Recibido: 18 de marzo de 2017

Aceptado: 26 de febrero de 2019

Publicado: 08 de abril de 2019

Como citar: Chávez-Villalba, J., Arreola-Lizárraga, J. A., & Castillo-Durán, A. (2019). Condition index in three size classes of the smooth venus clam *Chionista fluctifraga* from a commercial fishery in Sonora, Mexico. *Acta Universitaria* 29, e1836. doi: <http://doi.org/10.15174/au.2019.1836>

Introduction

The smooth venus clam *Chionista fluctifraga* (G. B. Sowerby II 1853) is a bivalve mollusk of commercial importance in northwestern Mexico. This species is normally found as a benthic resident from the intertidal zone at depths around 50 m in bays and coastal lagoons of southern California (USA), the Pacific coast of the Baja California Peninsula, and the Gulf of California (Fischer *et al.*, 1995). The clams live buried (10 cm - 15 cm) in substrates composed mainly by muddy and sandy sediments, showing an aggregate distribution and densities from 2 ind.m⁻² to 21 ind.m⁻² (Martínez-Córdova, 1987). Clam fishermen extract the species directly from the substrate using their hands or scoops, and the fishery is developed mainly under recreational and artisanal regimes, with an annual production around 1600 t (Castillo-Durán *et al.*, 2013; Tinoco-Orta & Cáceres-Martínez, 2003).

Production sites for this clam such as El Sargento, Santa Rosa, El Soldado, and La Cruz lagoons are located in the Gulf of California (Martínez-Córdova, 1996), where the extracted clams are sold in the local and regional markets. Nevertheless, the most important production site is at Bahía de San Jorge (Sonora, Mexico), which have certified waters, and this allows the harvested clams to be exported to the United States of America (USA). The bay is managed by the cooperative San Jorge, and harvested clams from this area are shipped to Ensenada B.C., Mexico, cleaned and selected by size and then distributed by road to USA. The cooperative has a relative constant production of ~450 t by year and has been exporting since 2007 (Castillo-Durán, Hoyos-Chairez, Arreola-Lizárraga, Martínez-Córdova & Chávez-Villalba, 2016).

Benthic bivalve populations are susceptible to over-exploitation or to collapse of fishery stocks due to the ease with which they can be harvested from coastal ecosystems (Gorman, Mayfield, Ward & Burch, 2011). Regulatory authorities demand studies considering the biological characteristics of target species to develop suitable harvest strategies for the effective management of fisheries, particularly for those in emerging status (Hartill, Cryer & Morrison, 2005). Thus, information on species composition, distribution, abundance, biomass, and basic biological parameters (Mayfield, McGarvey, Carlson & Dixon, 2008), as the condition of organisms, is required for a proper administration of resources. In principle, the development of any species used for fishery or aquaculture practices is related to its physiological state (Villaruel, Acosta & Arrieche, 2016). This can be revealed indirectly, using condition indices (CI), which may serve to know both ecophysiological and economic characteristics of the species (Lucas & Beninger, 1985). In the first case, the indices determine long-term fluctuations of the physiological activity (health) of the exploited stocks under given environmental conditions (Sokolowski, Bawazir, Sokolowska & Wolowicz, 2010). Normally, variations in condition index of any species are related to changes of environmental variables, particularly of temperature and food supply that have a major influence on biological activities (De Montaudouin *et al.*, 2016). In the second case, the indices help as indicators of the quality of products to be sold.

CI are used in studies of many bivalve species, and in the case of *C. fluctifraga* our laboratory estimated the CI in relation to reproductive processes in adult clams sampled from a natural population located in a closed unexploited area of the Bahía de San Jorge (Castillo-Durán *et al.*, 2013). Similarly, the CI of juveniles produced in hatchery was calculated to determine their performance under cultivated conditions in this same location (Castillo-Durán *et al.*, 2016). Nevertheless, there are no studies about the physiological state of clams coming from the commercial fishery. This information may serve to improve management procedures such as detecting best seasons for marketing, identifying differences in condition between juvenile and adults and, in general, recognizing the status of the fishery itself. Therefore, the objective of this study was to determine the CI of different sizes of clams *C. fluctifraga*, harvested during one year from the commercial fishery grounds of Bahía de San Jorge (Sonora, Mexico). The condition of clams and its relationship with biological processes and environmental variables is described.

Material and Methods

Study site

This study was accomplished in the commercial grounds of the Bahía de San Jorge, which is situated in an arid region with a semi-warm climate northeast of the Gulf of California (latitude N: 30° 55' 48" to 31° 13' 48"; and longitude W: 113° 01' 48" to 113° 10' 12") (figure 1). This area presents an air temperature range between 12 °C - 33 °C, high evaporation rates (~1900 mm yr⁻¹), and low rainfall (annual mean <100 mm yr⁻¹) (Stensrud, Gall & Nordquist, 1997). The 130 km² bay is characterized by extensive intertidal flats with smooth reliefs, showing an average depth of 3 m and is influenced by semidiurnal mixed tides with a tidal range of ~7 m (Marinone & Lavin, 1997).

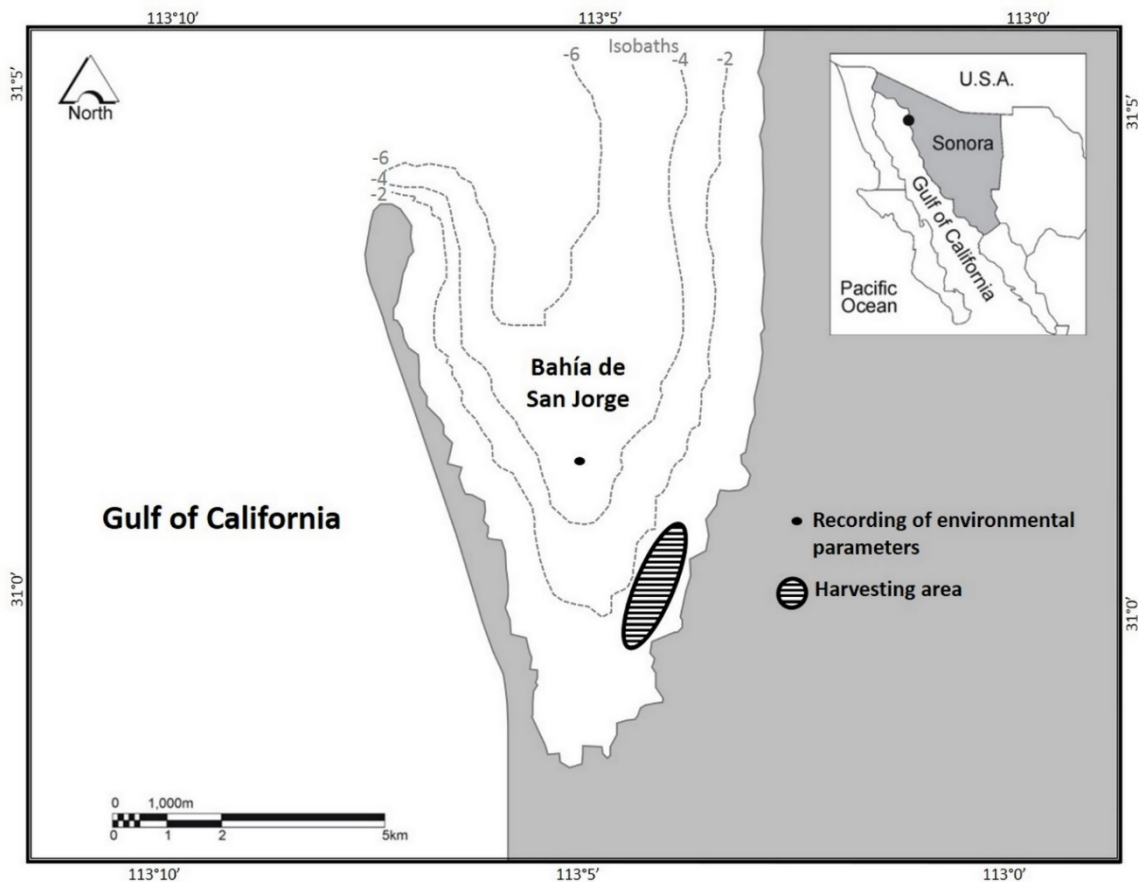


Figure 1. Sampling site (harvesting area) for condition index determinations of the venus clam *Chionista fluctifraga* in Bahía de San Jorge (Sonora, Mexico).
Source: Author's own elaboration.

Environmental variables

Environmental variables as well as water samples were taken in a monthly basis, from April 2009 to March 2010, in a point located approximately in the middle of the bay. Temperature, salinity, and dissolved oxygen were recorded with a multi-parameter probe (YSI® 556 MPS, Yellow Springs, Ohio) and, at the same time, seawater samples (2 L) were collected to measure concentrations of chlorophyll a, and seston. Chlorophyll was determined spectrophotometrically at 665 nm and 750 nm after the filtering (GF/C Whatman Filter, 1.2 µm, Pall Corporation, Port Washington, NY) and the 90% acetone extraction method (Parsons, Takahashi &

Margrave, 1984). The concentration of chlorophyll *a* was used as an indicator of phytoplankton biomass (Ren & Schiel, 2008). Similarly, for *seston* determinations, water was filtered (GF/C Whatman Filter, 1.2 μm , Pall Corporation, Port Washington, NY), and the filters with samples were placed in an oven at 80 °C for 24 h, weighed to obtain dry weight (inorganic + organic fractions), and then placed in a muffle furnace at 450 °C for 4 h. The filters were weighed again to obtain the inorganic *seston* (PIM), which, by difference with the total weight, estimates the particulate organic matter fraction (POM).

Fishery and sampling of clams

Most of the bay is concerted to the cooperative for the fishery of the species. The grounds are separated into three types of fishing areas: open areas to commercial fishery, temporary closed areas, and closed unexploited areas. In the open areas, clam fishermen work during low tides, harvesting the animals from the upper to the lower zones as far as the seawater level permits suitable yields. In general, fishermen extract all the clams they can detect into the sediments, and when there are no more clams to collect, they move to another open area to start the harvesting again. Harvested clams are assembled in a lodge where they are separated by size, and then they are put in sacks to be transported in refrigerated trucks to Baja California (Mexico). The cooperative uses three sizes for commercial operations: (1) clams < 30 mm height (small), which are reintroduced in marine areas in Baja California until marketable size is reached; (2) clams between 30 mm – 40 mm (medium), which is the range preferred for exportation; and (3) clams > 40 mm (large) that are used for regional markets.

Sampling of clams for CI determinations was performed in a monthly basis (April 2009 -March 2010). Every month, 20 clams per size group were sampled randomly from commercial captures, placed in coolers containing ice, and then transported 600 km to the laboratory (Cibnor-Guaymas, Sonora). The CI of clams was determined using the formula by Walne & Mann (1975): $CI = (TW \times 1000) / SW$, where TW is the dry weight of soft tissue, and SW is the dry weight of the shell. For this, the clams were cleaned and opened to separate soft tissues from shells; soft tissues were placed in pre-weighed aluminum cases and then in an oven for 48 h at 80 °C, and later they were re-weighed to determine dry weight. The shells were put in marked aluminum cases, which were placed in an oven (48 h at 80 °C), and then weighed in a balance.

Data analysis

Data are presented as mean \pm standard deviation. A two-way analysis of variance (Anova) was used to examine the effect of size and time (month) on CI. The Tukeys' Honest Significant Difference method (Tukey HSD) was computed to find differences of condition index according to size for each month. Pearson correlation tests were applied to analyze possible relationships between the CI of the three sizes of *C. fluctifraga* and records of temperature, salinity, oxygen, as well as CI and content of chlorophyll *a*, POM, and PIM-POM in water. Statistic tests were analyzed at a significance level of $p < 0.05$.

Results

Environmental variables

Temperature records in the Bahía de San Jorge during the study period started with 16.3 °C in April 2009 and then increased to reach 29.6 °C in July, descending in August (27.9 °C), and peaking again in September (29.4 °C). Later, the temperature declined and reached the lowest record (13.8 °C) in December to start increasing from January 2010 and reaching 19.8 °C by the end of the study (figure 2). Hypersaline conditions were observed during most of the experimental time, with salinity records showing a

descending pattern; the maximum value (44) was detected in May and the minimum value (36) was detected during January and February 2010 (figure 2). Oxygen concentrations were always higher than 5.5 mg L⁻¹ along the experiment, indicating well-oxygenated conditions in the study site. Excluding May, oxygen values oscillated between 6 mg L⁻¹ and 7 mg L⁻¹ from April to October, and then they increased and were > 8 mg L⁻¹ during November, December and January 2010. Oxygen values in February and March were 6.7 mg L⁻¹ and 7.8 mg L⁻¹, respectively (figure 2).

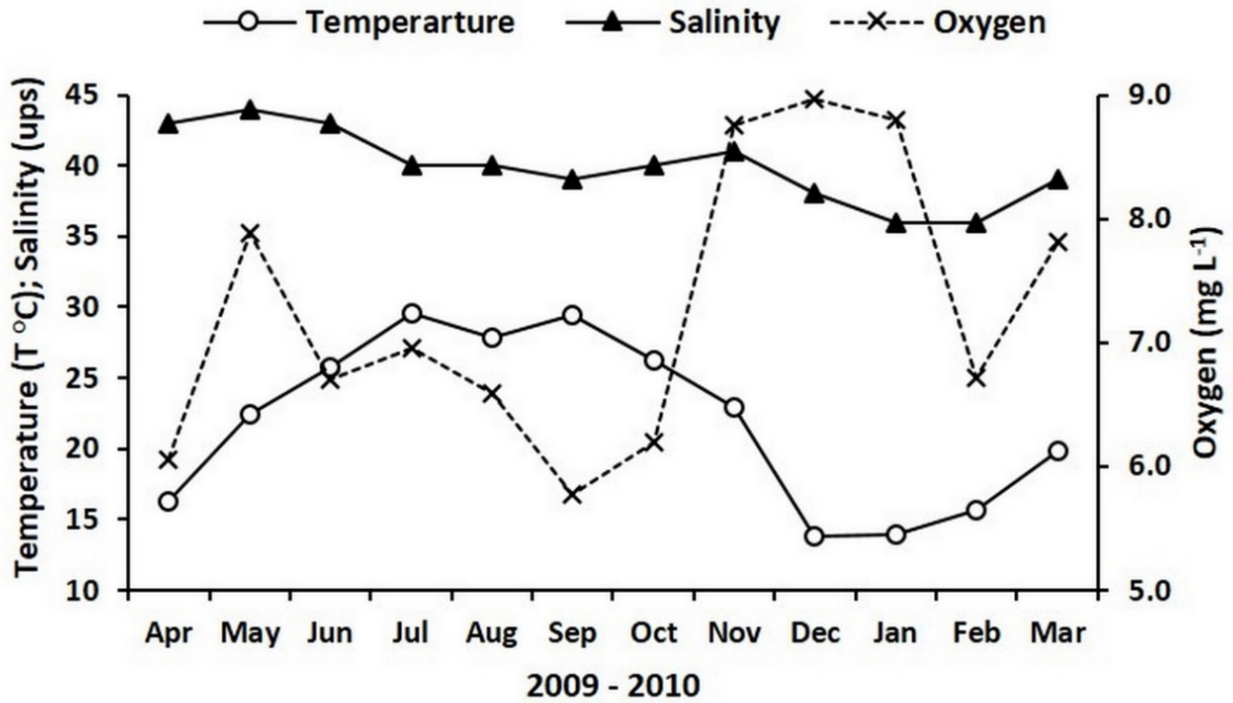


Figure 2. Temperature and salinity records as well as oxygen concentrations in Bahía de San Jorge (Sonora, Mexico).
Source: Author's own elaboration.

Concentrations of chlorophyll a in the study area ranged between 0.1 µg L⁻¹ and 0.3 µg L⁻¹ for most of the experimental period. Nevertheless, three peaks were detected; the first in September (0.72 µg L⁻¹), the second, and most important, in January 2010 (2.87 µg L⁻¹), and a third in March 2010 (0.6 µg L⁻¹) (figure 3). For this study, seston was represented by the POM. The concentrations of POM showed a similar pattern to that of the chlorophyll a, remaining relatively constant (11 mg L⁻¹ - 16 mg L⁻¹) from April to August and showing peaks in September (44 mg L⁻¹), January 2010 (20 mg L⁻¹) and March (47 mg L⁻¹) (figure 3). PIM-POM values along the study showed an average of 5.2 mg L⁻¹ ± 1.5 mg L⁻¹, representing a mean concentration of 21.5% of POM in relation to PIM.

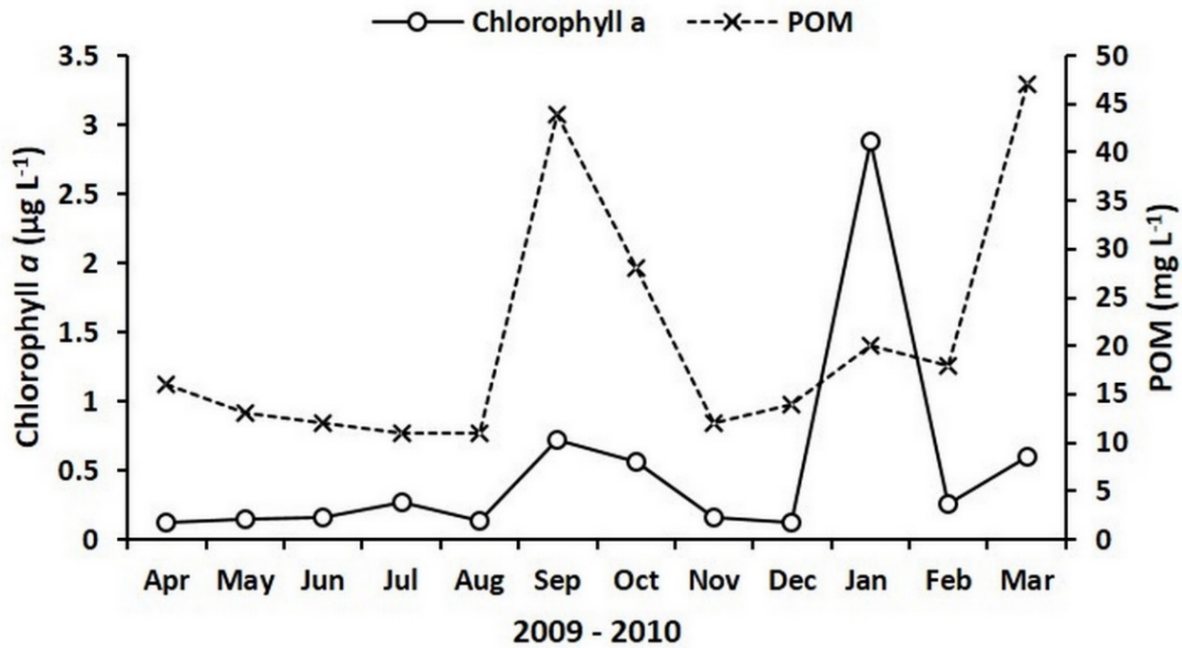


Figure 3. Chlorophyll *a* and particulate organic matter (POM) concentrations in Bahía de San Jorge (Sonora, Mexico).
Source: Author's own elaboration.

Condition index (CI)

Values of CI in small clams oscillated between 24 and 28 for most of the year, except in August when the CI peaked reaching its maximum value (33.5), and during February 2010 when CI decreased to the lowest record (20.2) (figure 4). The CI of medium clams followed a similar pattern of small ones, but the values were lower along the study period, except in December and February 2010. The maximum CI registered in medium clams was 31 (August), while the minimum was 19.7 at the beginning of the study (April). Large clams showed a different CI pattern, with more variation, but without showing a clear peak. Moreover, the condition of clams was lower all along the experimental time than the CI obtained for small and medium clams. The highest and lowest records for large clams were 24.2 and 14.5 in December and April 2009, respectively (figure 4).

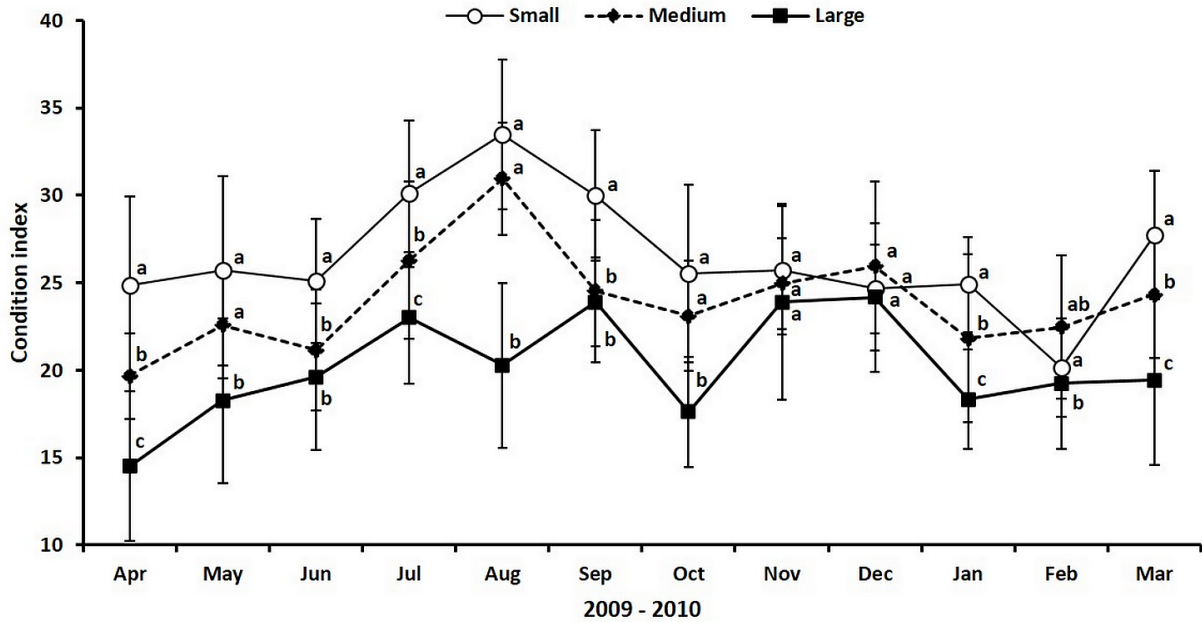


Figure 4. Values of condition index for three different size ranges of the venus clam *Chionista fluctifraga* sampling from the commercial harvesting in Bahía de San Jorge (Sonora, Mexico). Different superscripts indicate significant differences in a Tukey HSD test ($p < 0.05$).
Source: Author's own elaboration

The two-way Anova test showed that the CI of clams was significantly different ($F = 115.74$; $gl = 2$; $p < 0.0001$) among sizes (table 1); the mean CI was higher for small clams (26.5 ± 3.9), followed by medium clams (24.0 ± 3.7), and the lowest was for large individuals (20.2 ± 4.1). Moreover, statistics revealed a significant effect ($F = 19.42$; $gl = 11$; $p < 0.0001$) of time (month) and the interaction of size and time on CI (table 1). Results of Pearson correlation tests between CI and environmental variables showed a statistically significant relationship ($F = 9.88$; $gl = 1$; $p < 0.0104$) between small clams and temperature (table 2). The rest of the variables showed low or very low positive and negative relationships.

Table 1. Results of two-way Anova test for condition index of the venus clam *Chionista fluctifraga* according to size and time (month).

Source of variation	Degrees of freedom	Mean Square	F	Probability
Main effect				
Factor A (size)	2	1818.23	115.74	<0.0001
Factor B (month)	11	305.16	19.42	<0.0001
Interactions				
Factors A × B	22	67.9626	4.33	<0.0001

Source: Author's own elaboration

Table 2. Results of Pearson correlation tests for condition index of the venus clam *Chionista fluctifraga* and environmental variables.

Environmental variable	Condition index (size – clams)		
	Small	Medium	Large
Temperature	0.70505 ($p=0.0104$)*	0.43267 ($p=0.1601$)	0.31203 ($p=0.3235$)
Salinity	0.18006 ($p=0.5755$)	-0.19144 ($p=0.5512$)	-0.25939 ($p=0.4156$)
Oxygen	-0.24107 ($p=0.4504$)	0.08469 ($p=0.7936$)	0.31904 ($p=0.3121$)
Chlorophyll <i>a</i>	-0.08199 ($p=0.8000$)	-0.22664 ($p=0.4787$)	-0.15647 ($p=0.6272$)
POM	0.14449 ($p=0.6541$)	-0.08975 ($p=0.7815$)	0.02315 ($p=0.9431$)
PIM-POM	-0.23633 ($p=0.4596$)	0.00351 ($p=0.9914$)	-0.11052 ($p=0.7324$)

*Significant relationship ($F = 9.88$; $gl = 1$)

Source: Author's own elaboration

Discussion

The results in this study showed that the condition of *C. fluctifraga* coming from the fishery varied significantly, indicating that animals respond in a distinctive way in relation to size. CI in bivalves may reflect various aspects (including nutritive value, somatic condition, effect of environmental variables) and can be used as indirect means to verify reproductive status (Sokolowski *et al.*, 2010). It was observed that small clams (< 30 mm) showed the highest condition throughout the study period, with a significant relationship with temperature. It is known that one of the major factors controlling growth and reproduction of bivalves is temperature (Adkins, Marsden & Pirker, 2016). According to literature, small clams of this study would be young organisms with less than 1.5 years old (Drover, 1974), showing a fast growth and reproductive activity (Martínez-Córdova, 1987). Therefore, it appears that CI variability could be associated to changes in nutriment storage and gamete developing, which are eventually influenced by temperature, as noted before for this species (Castillo-Durán *et al.*, 2013). In *C. fluctifraga*, the fastest growth occurs in clams between 10 mm and 30 mm associated to increasing temperatures and in terms of reproduction; these clams present small gonads, which suggest a limited contribution to reproduction (Martínez-Córdova, 1987). Nevertheless, it was found that variation of CI in small clams coincided with the reproductive cycle of the species (Castillo-Durán *et al.*, 2013), showing high values during gametogenesis and reduction during spawning. Similarly, the CI pattern corresponded with the CI reported in the previous study for individuals between 35 mm and 55 mm, but the values are higher in the present study. This may indicate that contribution to reproduction from these organisms could be higher than expected. Thus, small clams could be considered as developing young individuals that use energy for both somatic growth and reproduction, but it is difficult to know which of the requirements is most demanding.

According to Drover (1974), the medium size clams here correspond to animals between 1.5 and 3 years old, which can be considered as adult organisms presenting a high reproductive activity (Martínez-Córdova, 1987). These clams displayed intermediate values of CI with a low relationship with temperature. As indicated before, temperature is an important factor affecting bivalve growth, but it seems to have a lesser effect in medium clams since growth tend to be slower than in younger individuals. Nevertheless, the effect of temperature on nutriment storage and gamete developing could be more important for these organisms. For instance, the CI in these clams followed the reproductive pattern defined for the venus clam, where reproduction showed a strong relationship with CI (Castillo-Durán *et al.*, 2013). It seems that medium

clams use the energy from food supplies for storage and reproduction but, since they have slow growth patterns, most of their energy seems to go for gametogenesis.

Although the CI of large clams reflected, to some extent, part (April-July) of the reproduction period described for the species, the values were inferior particularly during August, when it was the moment of high reproductive activity and greater IC (Castillo-Durán *et al.*, 2013). In addition, these clams exhibited the minor CI along the study period, and this showed a different pattern than that observed in the previous study. These results suggest that production of gametes and nutriment storage is fewer than patterns detected for small and medium clams, which could indicate that the influence of large clams on reproduction is lower than it was supposed. These clams are relatively old specimens (approximately 3.5 to 5 years of age), which means that they are approaching the end of their life span, which is around five years (Drover, 1974). Moreover, these clams show little or no growth because they are approximating asymptotic growth (Martínez-Córdova, 1987), which could be also related to the effect of temperature, since this parameter showed a low relationship with CI. If there is a minimal contribution to reproduction and there is no growth in these clams, it appears that they use most of their energy for physiological maintenance only.

In terms of environmental conditions, although no relationship of CI with salinity and oxygen was obtained, salinity indicated typical marine conditions and concentrations of oxygen were always $> 5.7 \text{ mg L}^{-1}$, indicating a well-mixed water column at the study site. These parameters were not restrictions for the normal development of clams, and it appeared that they did not directly affect the CI. Nevertheless, temperature showed different grades of relationship with CI, which seemed to be expressed through processes such as reproduction and nutrient storage. In the case of this last process, bivalves with good condition are the result of high concentration and quality of the food supply (Navarro & Iglesias, 1993). In this study, chlorophyll a content (phytoplankton biomass) exhibited relatively low values in the bay and the relation PIM-POM showed that POM was present in low proportions when compared to average values registered by the laboratory (chlorophyll = $3.0 \mu\text{g L}^{-1} \pm 1.5 \mu\text{g L}^{-1}$; POM = $7.8 \mu\text{g L}^{-1} \pm 1.9 \text{ mg L}^{-1}$) in the lagoon La Cruz in the Gulf of California (unpublished results), which is within the geographic range of the species. Moreover, chlorophyll and POM did not show any relationship with CI. This could indicate low food availability, but infaunal species, such as the venus clam, are suited to deal with high concentrations of low quality and inorganic particles, and they can feed on particles suspended in the water column and ingest deposits available at the water-sediment interface (Bacon, MacDonald & Ward, 1998). These feeding strategies seem to allow the clams, making the most with the accessible food sources and, thus, satisfactorily cover their physiological needs.

Conclusion

In view of previous observations, it seems that the main factor affecting the CI of clams is temperature, which regulates processes such as reproduction and nutrient storage that at the same time are expressed through the CI. These processes seem to have different effects on CI, depending on the size of the clams, which is directly related to the organisms age. According to our results, and based on literature of *C. fluctifraga*, the small clams are young individuals in development that seem to use energy for both somatic growth and reproduction, which represents animals with a high nutritional value, being advantageous for commercialization. Medium clams are adult specimens with slow growth, directing most of their energy to gametogenesis; they are healthy organisms but with moderate alimentary use. Finally, large clams are old organisms that are reaching the asymptotic growth and their contribution to reproduction is uncertain; this represents individuals with low nutritious rate. These results could be useful for producers when selecting harvesting seasons as well as clams based on their size for differentiated commercial strategies.

Acknowledgements

We thank the staff of the cooperativa San Jorge for their assistance during field operations. This study was funded by CIBNOR projects 3.1, and 931-1. A.C.D. was a recipient of a fellowship from *Consejo Nacional de Ciencia y Tecnología* (Conacyt-188338).

References

- Adkins, S. C., Marsden, I. D., & Pirker, J. G. (2016). Reproduction, growth and size of a burrowing intertidal clam exposed to varying environmental conditions in estuaries. *Invertebrate Reproduction & Development*, 60(3), 223–237. doi: <https://doi.org/10.1080/07924259.2016.1198833>
- Bacon, G. S., MacDonald, B. A., & Ward, J. E. (1998). Physiological responses of infaunal (*Mya arenaria*) and epifaunal (*Placopecten magellanicus*) bivalves to variations in the concentration and quality of suspended particles: I. Feeding activity and selection. *Journal of Experimental Marine Biology and Ecology*, 219(1–2), 105–125. doi: [https://doi.org/10.1016/S0022-0981\(97\)00177-9](https://doi.org/10.1016/S0022-0981(97)00177-9)
- Castillo-Durán A., Castro-Acedo, A., Arreola-Lizárraga, J. A., Hoyos-Chairez, F., Cáceres-Martínez, C., Mendoza-Salgado, R., Martínez-Córdova, L., & Chávez-Villalba, J. (2013). Gametogenic cycle and condition index of the clam *Chione fluctifraga* in Bahía San Jorge, Gulf of California, Mexico. *Revista de Biología Marina y Oceanografía*, 48(1), 59–72. doi: <https://doi.org/10.4067/S0718-19572013000100006>
- Castillo-Durán, A., Hoyos-Chairez, F., Arreola-Lizárraga, J. A., Martínez-Córdova, L., & Chávez-Villalba, J. (2016). Larval and post-larval growth, spat production, and off-bottom cultivation of the smooth venus clam *Chionista fluctifraga*. *Aquaculture Research*, 47(9), 2851–2860. doi: <https://doi.org/10.1111/are.12735>
- De Montaudouin, X., Lucia, M., Binias, C., Lassudrie, M., Baudrimont, M., Legeay, A., Raymond, N., Jude-Lemeilleur, F., Lambert, C., Le Goïc, N., Garabetian, F., Gonzalez, P., Hégaret, H., Lassus, P., Mehdioub, W., Bourasseau, L., Daffe, G., Paul-Pont, I., Plus, M., Do, V. T., Meisterhans, G., Mesmer-Dudons, N., Caill-Milly, N., Sanchez, F., & Soudant, P. (2016). Why is Asari (= Manila) clam *Ruditapes philippinarum* fitness poor in Arcachon Bay: a meta-analysis to answer? *Estuarine, Coastal and Shelf Science*, 179, 226–235. doi: <https://doi.org/10.1016/j.ecss.2015.09.009>
- Drover, C. E. (1974) Seasonal exploitation of *Chione* clams on the southern California coast. *The Journal of California Anthropology*, 1(2), 224–232.
- Fischer, W., Krupp, F., Schneider, W., Sommer C., Carpenter, K. E., & Niem, V. H. (1995). *Guía FAO para la identificación de especies para los fines de pesca. Pacífico Centro-Oriental. Plantas e Invertebrados*. Roma, Italy: Food and Agricultural Organization
- Gorman, D., Mayfield, S., Ward, T. M., & Burch, P. (2011). Optimising harvest strategies in a multi-species bivalve fishery. *Fisheries Management and Ecology*, 18(4), 270–281. doi: <https://doi.org/10.1111/j.1365-2400.2010.00781.x>
- Hartill B. W., Cryer M., & Morrison M. A. (2005). Estimates of biomass, sustainable yield, and harvest: neither necessary nor sufficient for the management of non-commercial urban intertidal shellfish fisheries. *Fisheries Research* 71(2), 209–222. doi: <https://doi.org/10.1016/j.fishres.2004.08.032>
- Lucas, A., & Beninger, P. G. (1985). The use of physiological condition indices in marine bivalve aquaculture. *Aquaculture*, 44(3), 187–200. doi: [https://doi.org/10.1016/0044-8486\(85\)90243-1](https://doi.org/10.1016/0044-8486(85)90243-1)
- Marinone, S. G., & Lavín, M. F. (1997). Mareas y corrientes residuales en el Golfo de California. In: M. F. Lavín (Ed.), *Contribuciones a la Oceanografía Física en México* (pp. 117–143). México: Unión Geofísica Mexicana – Monografía 3.
- Martínez Córdova, L. R. (1987). Abundance and distribution by size of the *Chione fluctifraga* clam in different types of sediment in La Cruz estuary, Sonora. *Ciencias Marinas*, 13(2), 25–33. doi: <https://doi.org/10.7773/cm.v13i2.534>
- Martínez-Córdova, L. R. (1996). Contribution to the knowledge of the malacological fauna of four costal lagoons in the state of Sonora, Mexico. *Ciencias Marinas*, 22(2), 191–203. doi: <https://doi.org/10.7773/cm.v22i2.854>

- Mayfield, S., McGarvey, R., Carlson, I. J., & Dixon C. D. (2008). Integrating commercial and research surveys to estimate the harvestable biomass, and establish a quota, for an unexploited abalone population. *ICES Journal of Marine Science*, 65(7), 1122–1130. doi: <https://doi.org/10.1093/icesjms/fsn105>
- Navarro, E., & Iglesias, J. I. P. (1993). Infaunal filter-feeding bivalves and the physiological response to short-term fluctuations in food availability and composition. In: R. F. Dame (Ed.), *Bivalve Filter Feeders in Estuarine and Coastal Ecosystem Processes* (pp. 25–56). Berlin: Springer-Verlag. doi: <https://doi.org/10.1007/978-3-642-78353-1>
- Parsons, R. M., Takahashi, M., & Margrave, B. (1984). *Biological Oceanographic Processes*. London, United Kingdom: Pergamon Press.
- Ren, J. S., & Schiel, D. R. (2008). A dynamic energy budget model: parameterisation and application to the Pacific oyster *Crassostrea gigas* in New Zealand waters. *Journal of Experimental Marine Biology and Ecology*, 361(1), 42–48. doi: <https://doi.org/10.1016/j.jembe.2008.04.012>
- Sokolowski, A., Bawazir, A. S., Sokolowska, E., & Wolowicz, M. (2010). Seasonal variation in the reproductive activity, physiological condition and biochemical components of the brown mussel *Perna perna* from the coastal waters of Yemen (Gulf of Aden). *Aquatic Living Resources*, 23(2), 177–186. doi: <https://doi.org/10.1051/alr/2010016>
- Stensrud, D. J., Gall, R. L., & Nordquist, M. K. (1997). Surges over the Gulf of California during the Mexican Monsoon. *Monthly Weather Review*, 125, 417-437. doi: [https://doi.org/10.1175/1520-0493\(1997\)125<0417:SOTGOC>2.0.CO;2](https://doi.org/10.1175/1520-0493(1997)125<0417:SOTGOC>2.0.CO;2)
- Tinoco-Orta, G. D., & Cáceres-Martínez, J. (2003). Infestation of the clam *Chione fluctifraga* by the burrowing worm *Polydora* sp. nov. in laboratory conditions. *Journal of Invertebrate Pathology*, 83(3), 196-205. doi: [https://doi.org/10.1016/S0022-2011\(03\)00090-9](https://doi.org/10.1016/S0022-2011(03)00090-9)
- Villarroel, J., Acosta, V., & Arrieche, D. (2016). Condición fisiológica de una población de *Arca zebra* (Bivalvia: Arcidae) del banco de Chacopata, Sucre, Venezuela. *Revista de Biología Tropical*, 64(3), 1345-1352.
- Walne, P. R., & Mann, R. (1975). Growth and biochemical composition in *Ostrea edulis* and *Crassostrea gigas*. In: H. Barnes (Ed.), *Ninth European Marine Biology Symposium* (pp. 587-607). Scotland, United Kingdom: Aberdeen University Press.